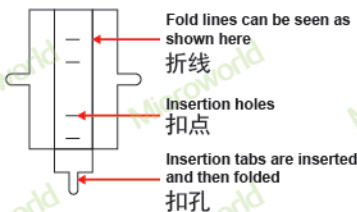


To create the best connections 组装基本步骤示意图

- Insert tab and bend 90° degrees for most visible areas
- 插入扣孔，平折90°



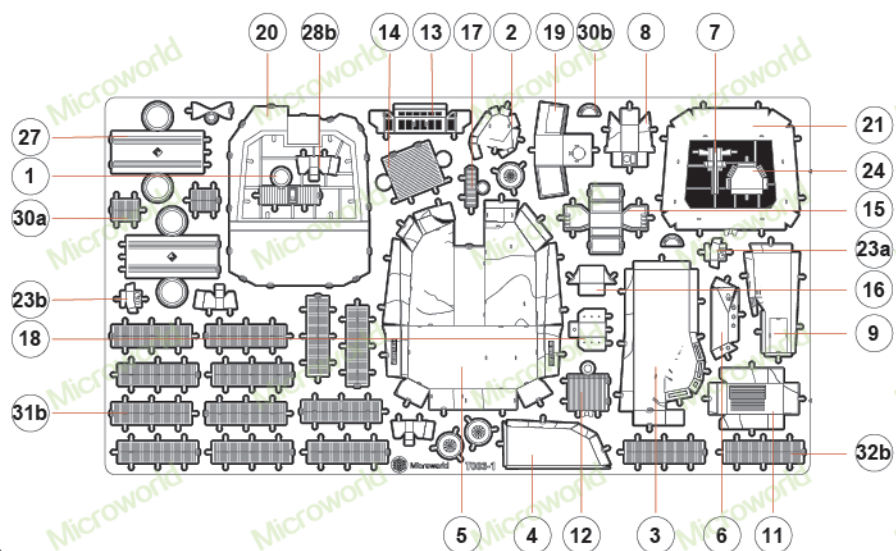
- ▲ Insert tab and bend 90° degrees is best in some areas to ensure a tight connection
- ▲ 插入扣孔，旋转90°



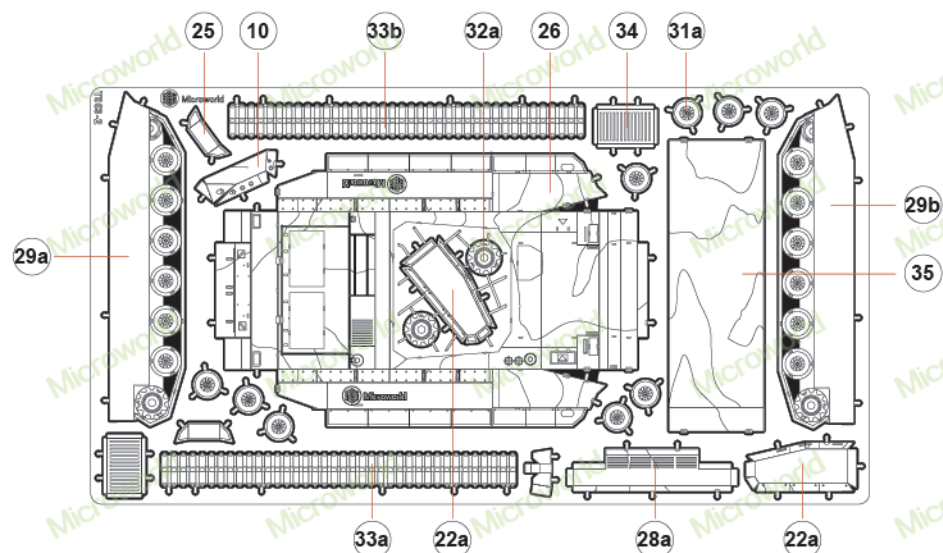
Needle nose pliers are helpful for assembly
拼装工具



Metal sheet 金属部件



Notes: In order to avoid possible injury from sharp edges, please carefully discard the metal sheet after parts have been removed. This product is not a toy. Keep out of reach of children.
请小心处理金属边料，以防刮伤



Assembly flow chart 拼装步骤

